

REFERENCE	DESCRIPTION	POSITION	OUTPUT	VOLTAGE	FREQUENCY	EAN 13	SAP CODE
53005	CE STEATITE MAGN. VM MONO 50L	WM	1200	220-240	50-60 HZ	3410530530057	100005300500
53014	CE STEATITE MAGN. VM MONO 75L	WM	1200	220-240	50-60 HZ	3410530530149	100005301400
53015	CE STEATITE MAGN. VM MONO 100L	WM	1200	220-240	50-60 HZ	3410530530156	100005301500
53016	CE STEATITE MAGN. VM MONO 150L	WM	1800	220-240	50-60 HZ	3410530530163	100005301600
53017	CE STEATITE MAGN. VM MONO 200L	WM	2200	220-240	50-60 HZ	3410530530170	100005301700
53021	CHAUFFEO PLUS VS 200L 2200M	FS	2200	220-240	50-60 HZ	3410530530217	100005302100
53022	CHAUFFEO PLUS VS 250L 3000M	FS	3000	220-240	50-60 HZ	3410530530224	100005302200
53023	CHAUFFEO PLUS VS 300L 3000M	FS	3000	220-240	50-60 HZ	3410530530231	100005302300


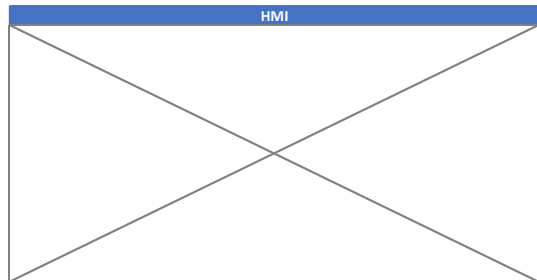
**KEY SELLING POINTS & PRODUCTS ADVANTAGES**

Wall mounted design	Floor standing design
<p><b>Increased design for a better integration</b> deeper handles on top and bottom</p> <p><b>New generation bottom hood</b> easier opening and closing the hood</p>	<p><b>Increased design for a better integration</b> deeper handles on top and bottom</p> <p><b>70° angle span cold water tap / hood</b></p> <p><b>New generation bottom hood</b> easier opening and closing the hood</p>

	GENERAL SPECIFICATION
HEATING ELEMENT	DRY
HEATING ELEMENT MATERIAL	STEATITE
TANK PROTECTION 1	MAGNESIUM ANODE
TANK PROTECTION 2	NO
TANK MATERIAL	ENAMELED STEEL
EXTERNAL MATERIAL	PAINTED STEEL
INSTALLATION TYPE	WM / FS
PRODUCT MAIN COLOR	WHITE
TOP COLOR	WHITE
BOTTOM COLOR	WHITE
HMI COLOR	N/A
TYPE OF INTERFACE	N/A
THERMOSTAT	ROD THERMOSTAT
SAFETY VALVE	NO
DIELECTRIC UNION	BIMETAL x1
THERMOMETER	NO



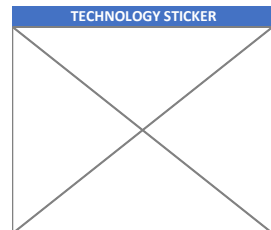
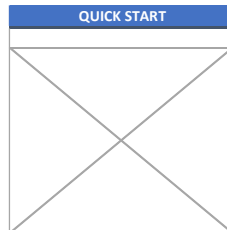
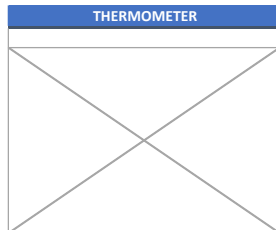
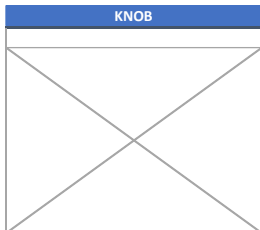
	FUNCTIONS
ON / OFF SWITCH	NO
POWER INDICATOR	NO
HEATING INDICATOR	NO
SHOWER READY INDICATOR	NO
TEMPERATURE SETTING	NO
TEMPERATURE DISPLAY	NO
MANUAL MODE	NO
SMART/ECO+ MODE	NO
ABSENCE MODE	NO
MAX MODE	NO
BOOST MODE	NO
CONNECTIVITY	NO
ERROR INDICATOR	NO



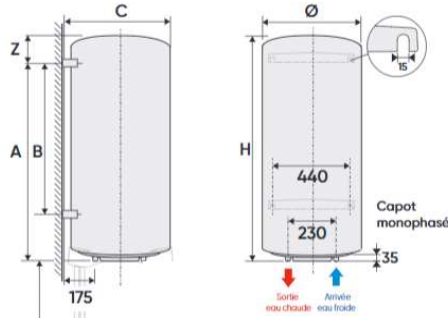
... TRANSLATED INTO :
3 languages
FR / EN / NL



ELECTRIC SUPPLY			
CABLE	NO	CABLE	
ELCB	NO	PLUG	NO



**INSTALLATION DIMENSIONS**

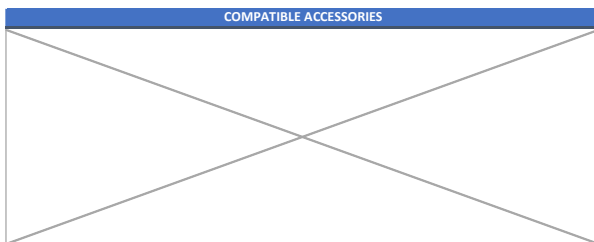
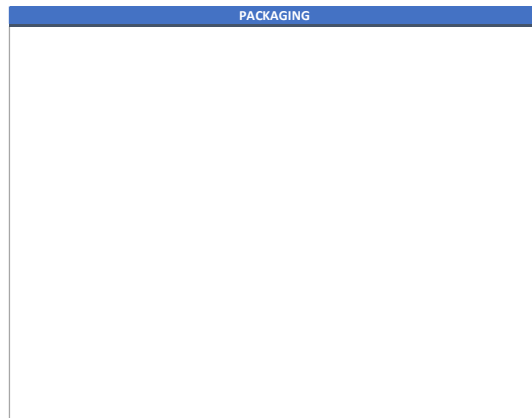
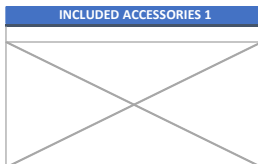


REFERENCE	DESCRIPTION	POSITION	MODEL*	OUTPUT (W)	VOLTAGE (V)	DIMENSIONS (MM)						NET WEIGHT (KG)
						Ø	H	A	B	Z	C	
53005	CE STEATITE MAGN. VM MONO 50L	WM	50	1200	220-240	505	575	370			530	23
53014	CE STEATITE MAGN. VM MONO 75L	WM	75	1200	220-240	513	705	570		135	530	23
53015	CE STEATITE MAGN. VM MONO 100L	WM	100	1200	220-240	513	835	750		85	530	27
53016	CE STEATITE MAGN. VM MONO 150L	WM	150	1800	220-240	513	1155	1050	800	105	530	35
53017	CE STEATITE MAGN. VM MONO 200L	WM	200	2200	220-240	513	1475	1050	800	425	530	44
53021	CHAUFFEO PLUS VS 200L 2200M	FS	200	2200	220-240	575	1270	280			645	47
53022	CHAUFFEO PLUS VS 250L 3000M	FS	250	3000	220-240	575	1510	280			645	53
53023	CHAUFFEO PLUS VS 300L 3000M	FS	300	3000	220-240	575	1765	280			645	60

\*real capacity

REFERENCE	DESCRIPTION	Cooling constat	HEAT UP TIME FROM 15° TO 65°	QPR	ENERGY CLASS
53005	CE STEATITE MAGN. VM MONO 50L	0.33	2h46	0.79	C
53014	CE STEATITE MAGN. VM MONO 75L	0.29	4h09	1.07	C
53015	CE STEATITE MAGN. VM MONO 100L	0.25	5h12	1.21	C
53016	CE STEATITE MAGN. VM MONO 150L	0.22	5h12	1.59	C
53017	CE STEATITE MAGN. VM MONO 200L	0.21	6h11	1.98	C
53021	CHAUFFEO PLUS VS 200L 2200M	0.2	5h22	1.85	C
53022	CHAUFFEO PLUS VS 250L 3000M	0.18	4h45	2.11	C
53023	CHAUFFEO PLUS VS 300L 3000M	0.18	6h08	2.5	C

REFERENCE	DESCRIPTION	PACKED DIMENSIONS (LxWxH) [MM]	GROSS WEIGHT (KG)	NUMBER OF PIECES PER CONTENER
53005	CE STEATITE MAGN. VM MONO 50L	580x580x620	25	
53014	CE STEATITE MAGN. VM MONO 75L	575x575x745	25	
53015	CE STEATITE MAGN. VM MONO 100L	575x575x875	29	
53016	CE STEATITE MAGN. VM MONO 150L	575x575x1195	38	
53017	CE STEATITE MAGN. VM MONO 200L	575x575x1515	47	
53021	CHAUFFEO PLUS VS 200L 2200M	600x600x1305	50	
53022	CHAUFFEO PLUS VS 250L 3000M	600x600x1545	57	
53023	CHAUFFEO PLUS VS 300L 3000M	600x600x1800	64	



**SAFETY**


**STANDARDS**

NF  
BR11